

Coronavirus Disease 2019 (COVID-19) Pandemic

Update Paper 8

5th April 2020, 3pm NZT

Current Status of COVID-19

Globally (Source: [Coronavirus COVID-19 Global Cases by the Center for Systems Science and Engineering \(CSSE\) at Johns Hopkins University \(JHU\)](#))

- Cases: 1,202,236 (At 3pm NZST on 5/4/2020)
- Recovered: 246,457 (20.5%)
- Deaths: 64,753 (5.4%)
- Active Cases: 891,026 (74.1%)

New Zealand

 (Source: [MoH NZ](#))

- **1039** Total Cases (872 Confirmed and 107 Probable cases)
 - **882** Active Cases
 - **156** recovered
 - **15** cases currently in hospital (3 in ICU),
 - **1** death
 - **DHB Regions: 49% (505)** of the total cases resided within the catchment areas of three Tāmaki region DHBs (of WDHB, ADHB and CMDHB) and the Waikato DHB (See Figure 1).
 - **AGE GROUPS: 25% (or 262) of cases are in the 20-29 age group.** In addition, more than one-third (37% or 389) of total cases were aged 50 years or older (See Figure 2).
 - **GENDER: 53% (551)** of total cases were female (See Figure 3).
 - **ETHNICITY:** Of the total cases **7.6% (79) were Māori**, 74% (765) were Pākehā, 8.3% (87) were Asian, and 3.3% (33) were Pacific people (See Figure 4).
 - **SOURCE OF TRANSMISSION: 45%** of total cases were linked to recent overseas travel, 36% were contact with a known case, 1% were community transmission, and 18% are where the source of transmission is still under investigation.
 - **Overseas Data:** Obesity significantly increases the risk of developing severe pneumonia in patients infected with the coronavirus¹ and latest data from China indicates around four-fifths (78% or 130 out of 166) of cases seen in the last 24 hours to the afternoon of Wednesday 1 April were asymptomatic².
 - **The current four-week lockdown in NZ:** The next 2 weeks will be a crucial time for people to remain at home and practicing social distancing measures.

¹ Qingxian, Cai and Fengjuan, Chen and Fang, Luo and Xiaohui, Liu and Tao, Wang and Qikai, Wu and Qing, He and Zhaoqin, Wang and Yingxia, Liu and Jun, Chen and Lei, Liu and Lin, Xu, Obesity and COVID-19 Severity in a Designated Hospital in Shenzhen, China (3/13/2020). Available at

SSRN: <https://ssrn.com/abstract=3556658> or <http://dx.doi.org/10.2139/ssrn.3556658>

² BMJ 2020;369:m1375



Figure 1: Cases by DHB Catchment

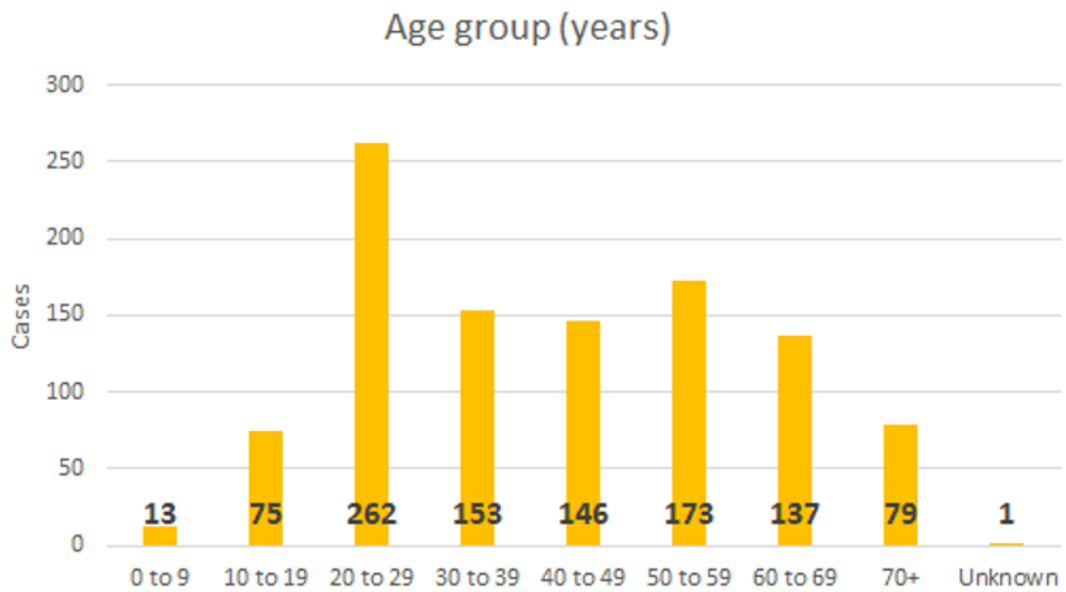


Figure 2: Cases by Age group

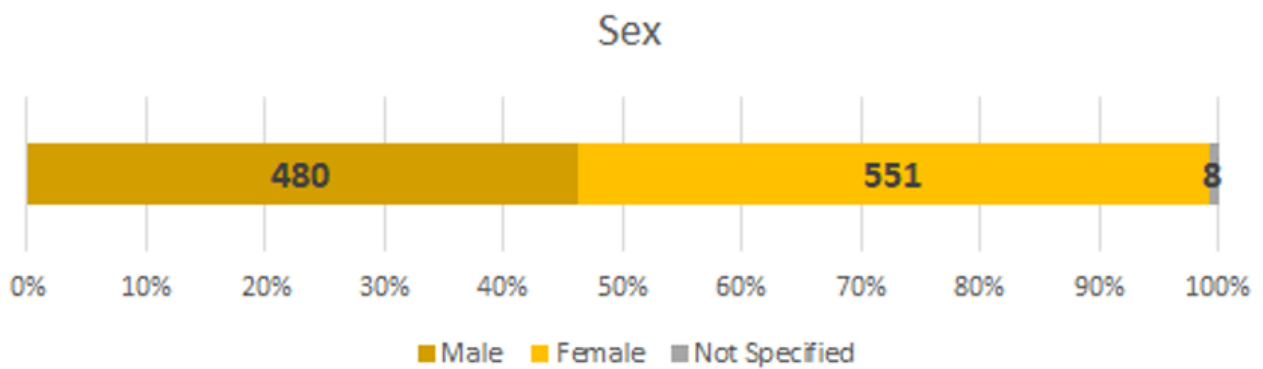


Figure 3: Cases by sex

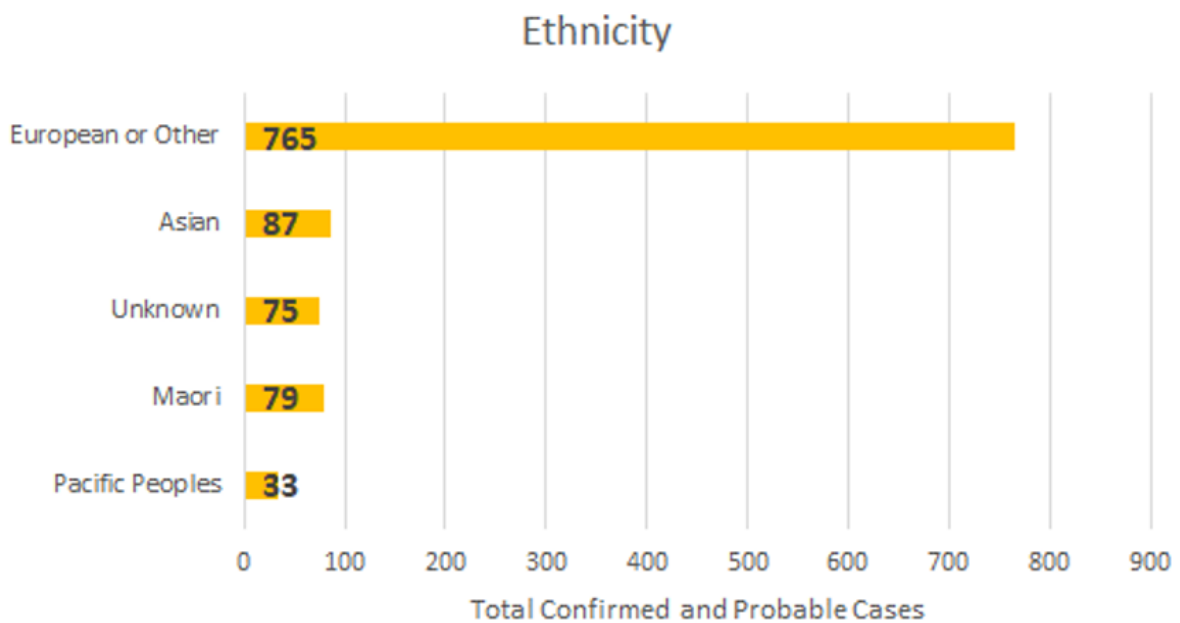


Figure 4: Cases by Ethnicity

Data comparing New Zealand's incidence of cases to that of other countries appear to show we are at a critical point and the four-week lockdown is very timely (Source of Data: Johns Hopkins University and NZ MoH)

- The graphs below show NZ compared to Australia over the last 5 weeks the absolute increase in numbers of cases per day and the rate of increase in number per day (number of cases per day on a logarithmic scale with gridlines for ten-fold increases in cases).
- We note when NZ is compared to our neighbour Australia, the gap between our countries absolute number of cases is large but when seen on the logarithmic scale, our increase in number of cases over the last 3 or 4 days shows our cases are increasing at similar rate to that of Australia's (that is why the lines on the logarithmic scale are beginning to stay a similar distance apart).

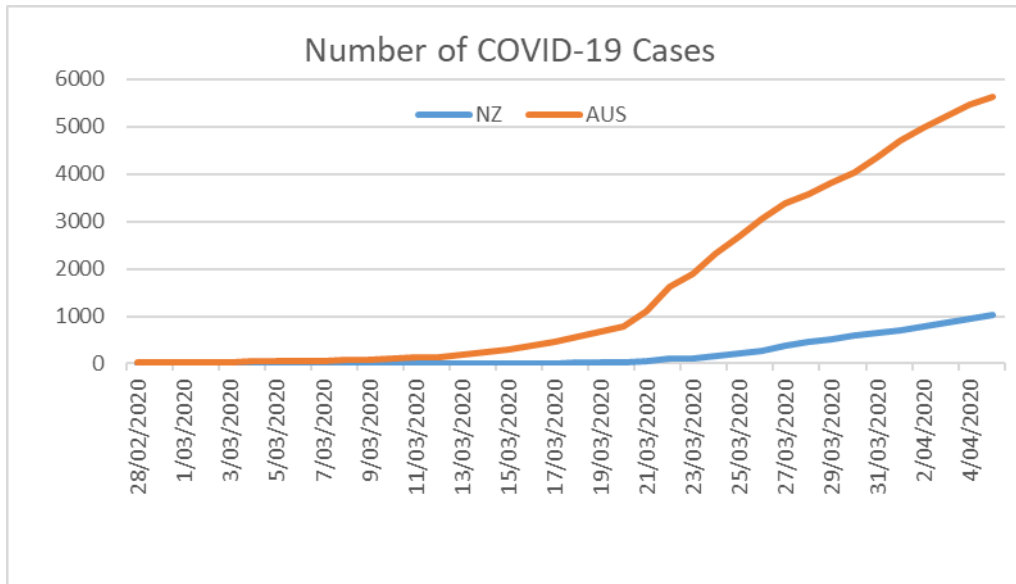


Figure 6: COVID-19 Cases in New Zealand & Australia

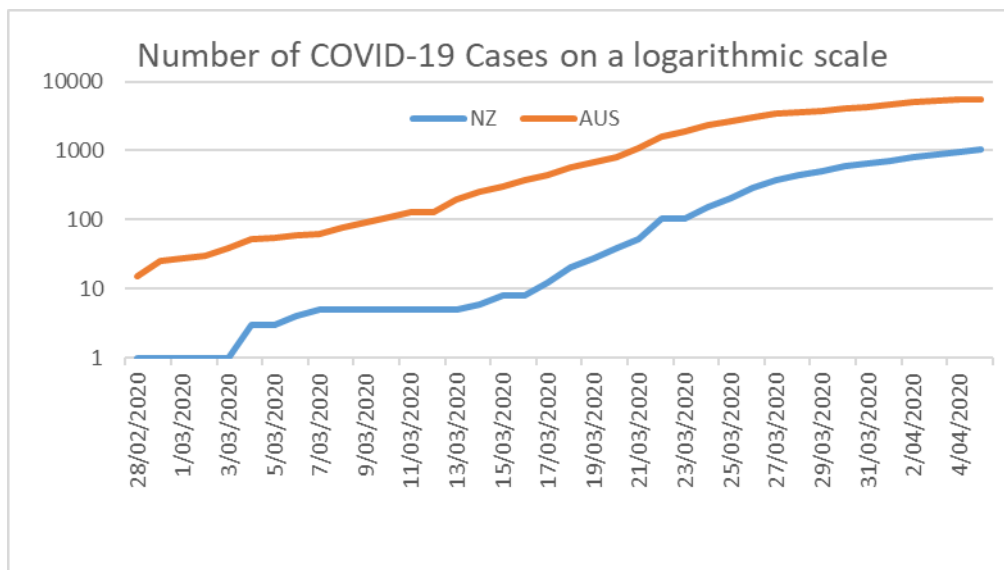


Figure 7: COVID-19 Cases (Logarithmic scale) in New Zealand & Australia